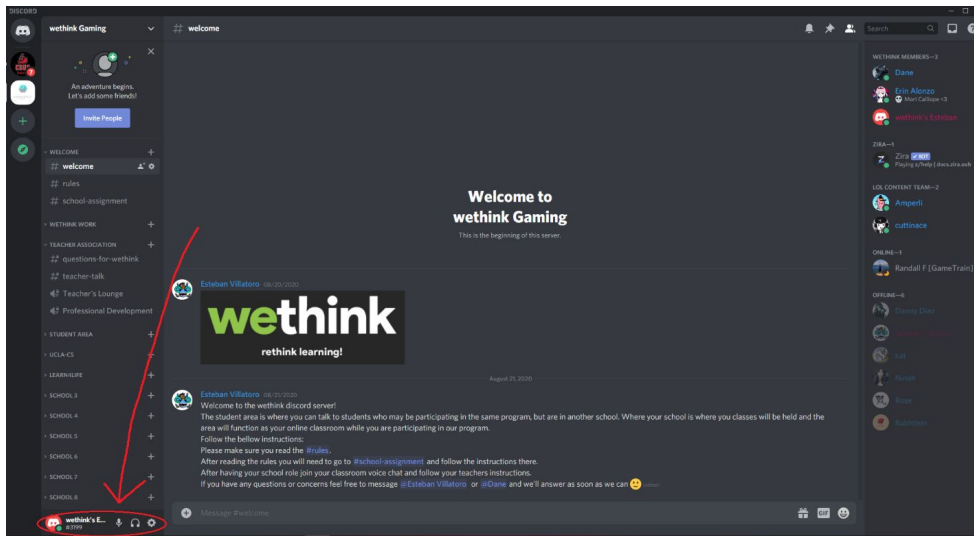
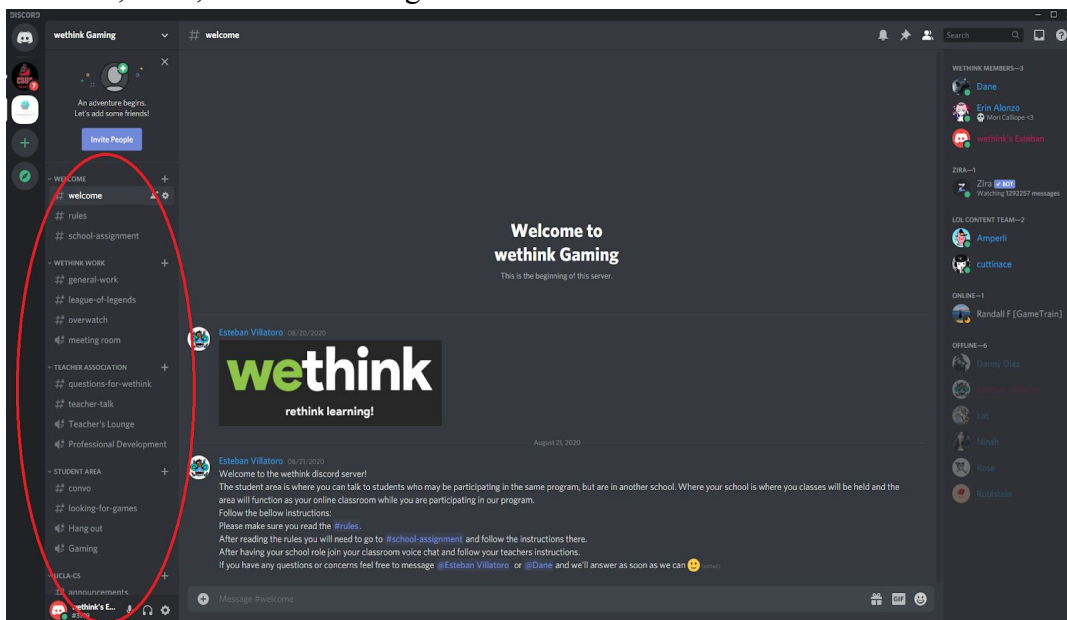


Please read this before joining for PD.

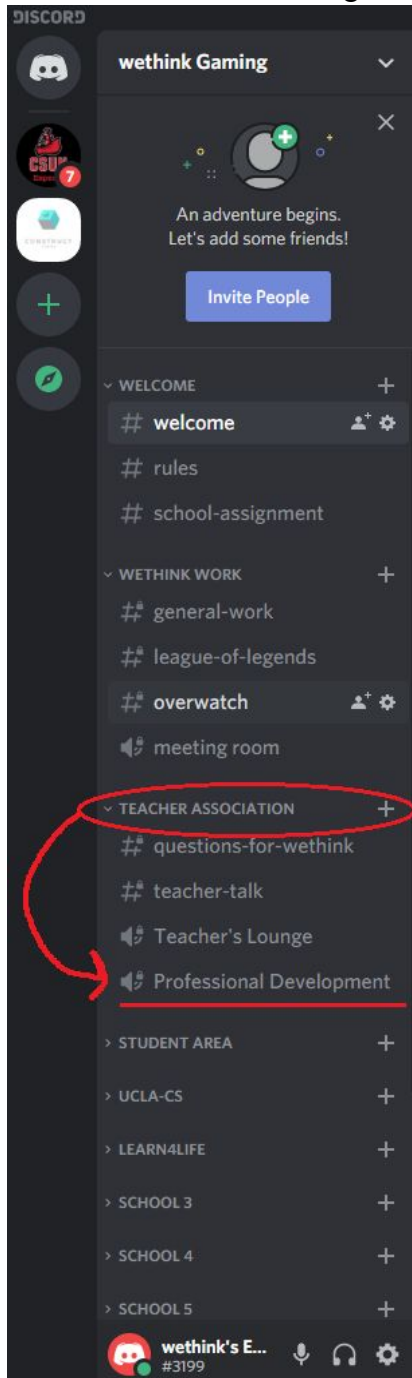
1. Download discord
<https://discord.com/download>
2. Provide wethink with your Discord ID. Name followed by four numbers. Clicking on your discord ID at the bottom left page will copy it to your clipboard.
 - a. Do this by responding to our Professional Development Invitation email.



3. Click on the link provided by wethink to join our Discord server. This is how it will look like once you are in. On the left hand side of the server you will see the names of many categories that hold a variety of text and voice channels that have been organized by categories such as the Welcome category that consists of three text channels named welcome, rules, and school assignment.



4. Look under the Teacher Association category to find the voice channel called Professional Development and then click on it to join in. You will only be able to join that channel after wethink gives your account the teacher role which is part of step #2.



*Note: You can minimize the number of channels you see on the left side by clicking on the down arrow of categories you are not using. Once closed they will remain closed until opened.